



MBA

Worms and Worm Gears - 48 Pitch (Series 3) - Plastic

Worms and Gears must be chosen from the same pitch and series to match.

20 Degree Pressure Angle - 7.13 Degree Lead Angle - 2 Lead.

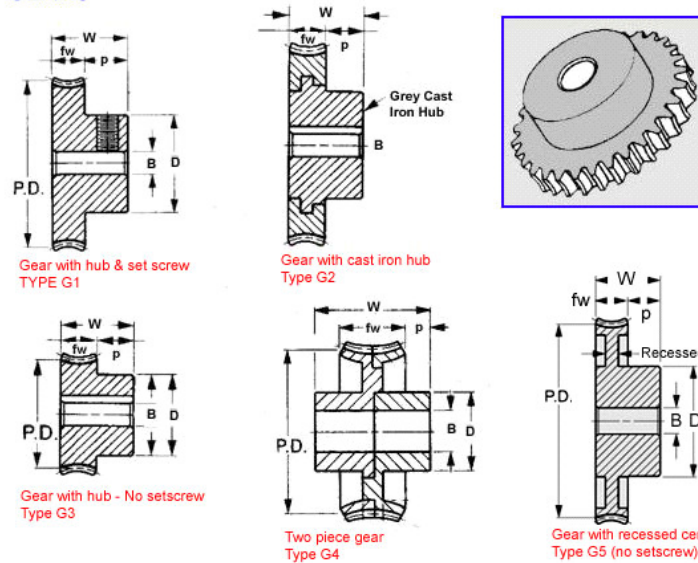
A single start worm and gear will provide a ratio equivalent to the number of teeth on the gear.

A double start worm and gear will provide a ratio of half the number of teeth on the gear.

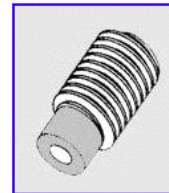
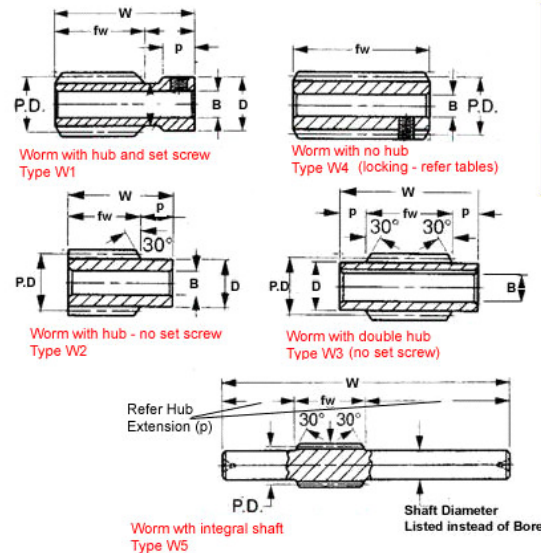
Worms are shown in the table following the gears. This may not be on the same page.

Worms and Gears in this category match each other if the thread direction is the same.

GEARS



WORMS



Worms and Worm Gears - 48 Pitch (Series 3) - Plastic

Part Number	Gear or Worm	Teeth / PCD (No. / mm)	Direction	Starts / Type	Bore (B) mm <i>inches</i>	Overall Width or Length (w) mm <i>inches</i>	Face Width (fw) mm <i>inches</i>	Hub Diameter (D) / Lock Method mm <i>inches</i>	Quality / Material	Hub Projection (p) mm <i>inches</i>
# WG2R48-3-020-05HP0475-ACE	Gear with Hub	20 / 10.59	Right Hand	Double / Type G3	4.750 <i>0.187</i>	9.525 <i>0.375</i>	4.762 <i>0.187</i>	8.73 / No Set Screw	Commercial / Acetal	4.76 <i>0.187</i>
# WG2R48-3-020-05HBS0318-ACI	Gear with Hub	20 / 10.59	Right Hand	Double / Type G1	3.175 <i>0.125</i>	9.525 <i>0.375</i>	4.762 <i>0.187</i>	8.73 Brass Insert / Set Screw	Commercial / Acetal with Insert	4.76 <i>0.187</i>
# WG2R48-3-030-05HP0475-ACE	Gear with Hub	30 / 15.88	Right Hand	Double / Type G3	4.750 <i>0.187</i>	11.113 <i>0.438</i>	4.762 <i>0.187</i>	11.11 / No Set Screw	Commercial / Acetal	6.35 <i>0.250</i>
# WG2R48-3-030-05HBS0318-ACI	Gear with Hub	30 / 15.88	Right Hand	Double / Type G1	3.175 <i>0.125</i>	11.113 <i>0.438</i>	4.762 <i>0.187</i>	11.11 Brass Insert / Set Screw	Commercial / Acetal with Insert	6.35 <i>0.250</i>
# WG2R48-3-030-05HBS0476-ACI	Gear with Hub	30 / 15.88	Right Hand	Double / Type G1	4.763 <i>0.188</i>	11.113 <i>0.438</i>	4.762 <i>0.187</i>	11.11 Brass Insert / Set Screw	Commercial / Acetal with Insert	6.35 <i>0.250</i>

Indicates item not stocked at time of printing - Please enquire for lead time

E&OE Pricing and all details subject to change without notice - Copyright Miniature Bearings Australia Pty Ltd

MBA Size Listings are a guide to sizes only and must not be solely relied on for critical design information.

Worms and Worm Gears - 48 Pitch (Series 3) - Plastic

Part Number	Gear or Worm	Teeth / PCD (No. / mm)	Direction	Starts / Type	Bore (B) mm <i>inches</i>	Overall Width or Length (w) mm <i>inches</i>	Face Width (fw) mm <i>inches</i>	Hub Diameter (D) / Lock Method mm <i>inches</i>	Quality / Material	Hub Projection (p) mm <i>inches</i>
# WG2R48-3-040-05HBS0635-ACI	Gear with Hub	40 / 21.16	Right Hand	Double / Type G1	6.350 <i>0.250</i>	11.113 <i>0.438</i>	4.762 <i>0.187</i>	12.70 Brass Insert / Set Screw	Commercial / Acetal with Insert	6.35 <i>0.250</i>
# WG2R48-3-040-05HBS0476-ACI	Gear with Hub	40 / 21.16	Right Hand	Double / Type G1	4.763 <i>0.188</i>	11.113 <i>0.438</i>	4.762 <i>0.187</i>	12.70 Brass Insert / Set Screw	Commercial / Acetal with Insert	6.35 <i>0.250</i>
# WG2R48-3-040-05HP0475-ACE	Gear with Hub	40 / 21.16	Right Hand	Double / Type G3	4.750 <i>0.187</i>	11.113 <i>0.438</i>	4.762 <i>0.187</i>	12.70 / No Set Screw	Commercial / Acetal	6.35 <i>0.250</i>
# WG2R48-3-050-05HBS0476-ACI	Gear with Hub	50 / 26.47	Right Hand	Double / Type G1	4.763 <i>0.188</i>	11.113 <i>0.438</i>	4.762 <i>0.187</i>	12.70 Brass Insert / Set Screw	Commercial / Acetal with Insert	6.35 <i>0.250</i>
# WG2R48-3-050-05HP0475-ACE	Gear with Hub	50 / 26.47	Right Hand	Double / Type G3	4.750 <i>0.187</i>	11.113 <i>0.438</i>	4.762 <i>0.187</i>	12.70 / No Set Screw	Commercial / Acetal	6.35 <i>0.250</i>
# WG2R48-3-050-05HBS0635-ACI	Gear with Hub	50 / 26.47	Right Hand	Double / Type G1	6.350 <i>0.250</i>	11.113 <i>0.438</i>	4.762 <i>0.187</i>	12.70 Brass Insert / Set Screw	Commercial / Acetal with Insert	6.35 <i>0.250</i>
# WM2R48-3-019HP04.76-NY	Worm with Single Hub	- / 8.458	Right Hand	Double / Type W2	4.762 <i>0.187</i>	19.050 <i>0.750</i>	13.891 <i>0.547</i>	6.604 / No Locking	Commercial / Nylon	4.762 <i>0.187</i>

Indicates item not stocked at time of printing - Please enquire for lead time

E&OE Pricing and all details subject to change without notice - Copyright Miniature Bearings Australia Pty Ltd

MBA Size Listings are a guide to sizes only and must not be solely relied on for critical design information.



DISTRIBUTED BY

Ask us to put your name and address here

<http://www.minibearings.com.au/product>

Ph +61 7 3245 7977

Fax +61 7 3245 1017

Catalogue requests to catalogues@minibearings.com.au

